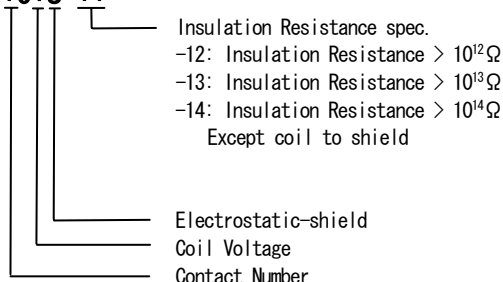


# 50W High Power and High Insulation and Axial-Lead Type (1~4a Reed Relay)

## ■ Part number - Feature

### ● TRR-0\*S-\*\*



- High Insulation >  $10^{11}\Omega$ , High power 50W

## ■ Performance

Specifications	Item	Standard
Contact Specifications	Contact Form	1a, 2a, 3a, 4a (make)
	Contact Rating	50W
	Max. Switching Voltage	DC. 200V
	Max. Switching Current	1 A
	Max. Carry Current	2 A
	Contact Resistance	150 mΩ MAX (Initial)
Electrical Specifications	Breakdown Voltage	Open Contacts DC. 400V (1 min) Contact to coil DC. 1000V (1 min) Contact to shield DC. 1000V (1 min) Shield to coil DC. 1000V (1 min)
	Insulation Resistance	Between all isolated pins $1 \times 10^{11}\Omega$ MIN (DC. 100V)
	Capacitance	Open Contacts 0.1pF TYP.
	Thermal Electromotive Force	40 μV typ.
	Operate Time	(incl. bounce) 1.0 mS MAX. (at Nominal Voltage)
Mechanical Specifications	Release Time	0.5 mS MAX. (at Nominal Voltage)
	Vibration	20G (0 to 2KHz 1.5mm)
Environment	Shock	30G (1ms 1/2 Sin Wave)
	Operating Temperature	-10°C to +60°C
Life Expectancy	Mechanical	1X10 <sup>8</sup> MIN. Operations
	Electrical	DC. 10mV-10 μA 1X10 <sup>8</sup> MIN. Operations (R.L.)

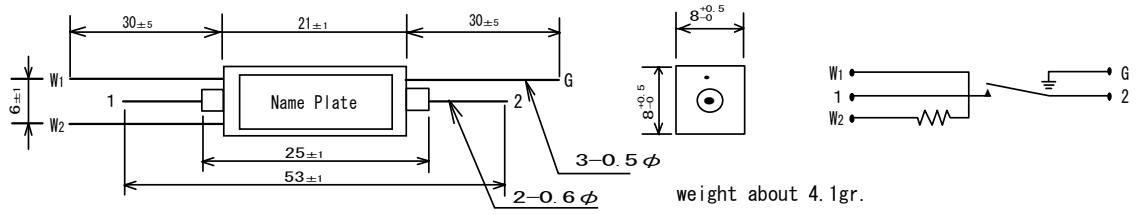
## ■ Coil Specifications

Contact Form	Part Number	Nominal Voltage DC. ±10% (V)	Coil Resistance ±10% (Ω) at 20°C	Nominal Current (mA)	Must Operate Voltage MAX. (V) at 20°C
1a	TRR-101S	24	2000	12.0	16.8
	TRR-102S	12	1000	12.0	8.4
	TRR-104S	5	200	25.0	3.8
2a	TRR-201S	24	2400	10.0	16.8
	TRR-202S	12	1000	12.0	8.4
	TRR-204S	5	250	20.0	3.8
3a	TRR-301S	24	2000	12.0	16.8
	TRR-302S	12	500	24.0	8.4
	TRR-304S	5	125	40.0	3.8
4a	TRR-401S	24	1200	20.0	16.8
	TRR-402S	12	400	30.0	8.4
	TRR-404S	5	100	50.0	3.8

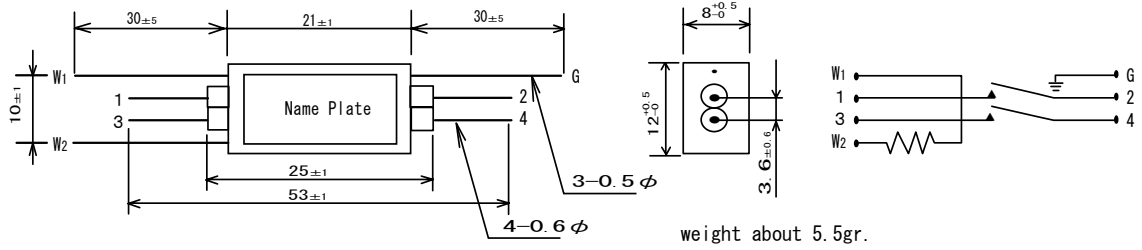
■ Dimensions / Terminal Identification (Unit:mm)

Dimensions / Terminal Identification

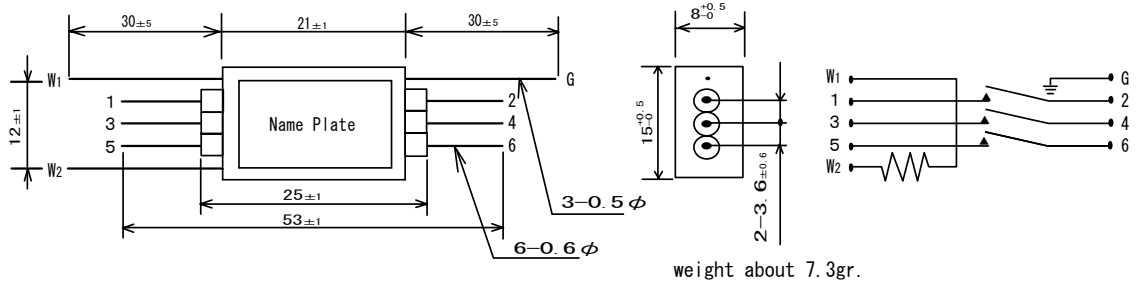
TRR-100S (Form 1a Make)



TRR-200S (Form 2a Make)



TRR-300S (Form 3a Make)



TRR-400S (Form 4a Make)

