

Small size · Ultra long life type
(1 Form a + 1 Form b · Dry Reed Relay)

HFUS-1CDW**

■ Parts Number · Feature

● **HFUS-1C**DW**

└──┬──┘ Coil Voltage

- Ultra long life - 1.5×10^9 Operations (Mechanical)
- 1 Form a + 1 Form b (Transfer), Small size PCB type
- Electrostatic shield, Diode

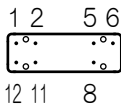
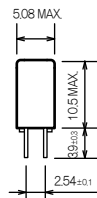
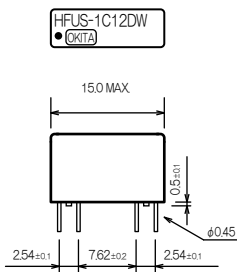
■ Performance

Specifications	Item	Standard
Contact Specifications	Contact Form	1 Form a + 1 Form b (Transfer)
	Contact Rating	10W
	Max. Switching Voltage	DC.200V
	Max. Switching Current	0.5A
	Max. Carry Current	1.0A
	Contact Resistance	150mΩ MAX. (Initial)
Electrical Specifications	Breakdown Voltage	Open contacts, Between each Conductors DC.200V (1min)
	Insulation Resistance	Open contacts, Between each Conductors $1 \times 10^{10} \Omega$ MIN. (DC.100V)
	Capacitance	Open contacts 0.2pF MAX. (Connect G terminal to earth)
	Thermal Electromotive Force	60 μV MAX.
	Operate Time	(include bounce) 0.5msec MAX. (at Norminal Voltage)
	Release Time	(include bounce) 0.5msec MAX. (at Norminal Voltage)
Mechanical Specifications	Vibration	20G (10~2kHz, 1.5mm)
	Shock	30G (1 msec, 1/2 sine wave)
Environment	Operating Temperature	-10°C ~ +60°C
Life Expectancy	Mechanical	1.5×10^9 Operations MIN.
	Electrical	Please contact us for service life data.

■ Coil Specifications

Parts Number	Norminal Voltage DC ± 10% [V]	Coil Resistance ± 10% [Ω] at 20°C	Must Operate Voltage MAX. [V] at 20°C	Must Release Voltage MAX. [V] at 20°C
HFUS-1C12DW	12	680	9.4	1.2
HFUS-1C04DW	5	180	4.0	0.8

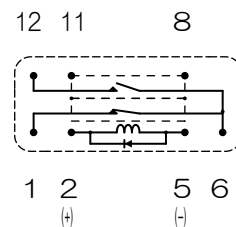
■ Dimensions / Terminal Identification (Unit : mm)



BOTTOM VIEW

weight approximately 1.6 gr.

TOP VIEW



- 1 - 6 : Contact (N.C.)
- 12 - 6 : Contact (N.O.)
- 2 - 5 : Coil (R Ω)
- 8, 11 : Guard